


INSTRUCTIONS FOR PASSING LOCKS – CHER River Public Domain

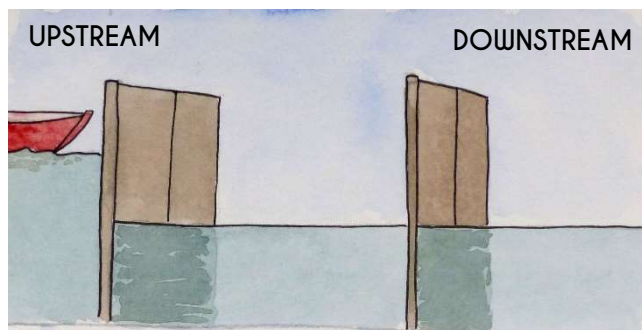
Scenario 1



Upstream doors opened / downstream doors closed

- Enter the boat in the airlock
 - Close the upstream « vantelles »
 - Close the upstream doors
 - Open the downstream « vantelles »
- Wait for the water level to be stable ---
- Open the downstream doors
 - Close the downstream « vantelles »
- Move the boat out of the airlock

Scenario 2

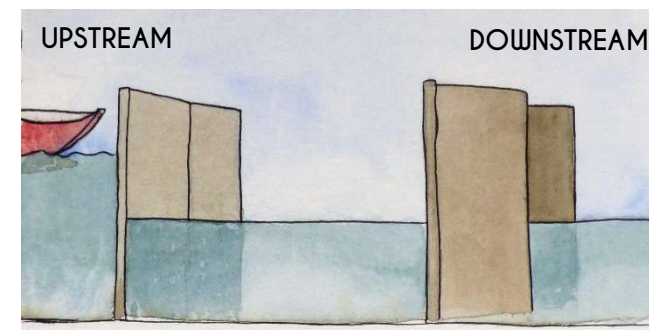


Upstream and downstream doors closed

- Open the upstream « vantelles »
- Wait for the water level to be stable ---
- Open the upstream doors

Refer to scénario 1

Scenario 3



Upstream doors closed / downstream doors opened

- Close the downstream « vantelles »
- Close the downstream doors

Refer to scénario 2

How to move « vantelles »



How to move the doors



Life jacket OBLIGATORY
when moving the
« vantelles » and doors

Find out more
www.le-nec.fr



In case of emergency :

06 68 01 82 68

07 56 36 27 75

NEC
Nouvel Espace du Cher