


INSTRUCTIONS FOR PASSING LOCKS – CHER River Public Domain

Scenario 1



Downstream doors opened / Upstream doors closed

→ Enter the boat in the airlock


- Close the downstream « vantes »
- Close the downstream doors
- Open the upstream « vantes »

--- Wait for the water level to be stable ---

- Open the upstream doors
- Close the upstream « vantes »

→ Move the boat out of the airlock

How to move the « vantes »




How to move the doors



Life jacket OBLIGATORY
when moving the
« vantes » and doors

Scenario 2




Downstream and upstream doors closed

- Open the downstream « vantes »
- Wait for the water level to be stable ---
- Open the downstream doors

Refer to scenario 1

Scenario 3



Downstream doors closed / Upstream doors opened

- Close the upstream « vantes »
- Close the upstream doors

Refer to scenario 2

Find out more

www.le-nec.fr



In case of emergency :

06 68 01 82 68

07 56 36 27 75