


# INSTRUCTIONS FOR PASSING LOCKS – CHER River Public Domain

## Scenario 1



Downstream doors opened / Upstream doors closed

→ Enter the boat in the airlock

- Close the downstream « vantelles »
- Close the downstream doors
- Open the upstream « vantelles »

--- Wait for the water level to be stable ---

- Open the upstream doors
- Close the upstream « vantelles »

→ Move the boat out of the airlock


How to move the « vantelles »



How to move the doors



## Scenario 2



Downstream and upstream doors closed


- Open the downstream « vantelles »

--- Wait for the water level to be stable ---

- Open the downstream doors

Refer to scenario 1

## Scenario 3



Downstream doors closed / Upstream doors opened

- Close the upstream « vantelles »

- Close the upstream doors

Refer to scenario 2



Life jacket OBLIGATORY  
when moving the  
« vantelles » and doors

Find out more

[www.le-nec.fr](http://www.le-nec.fr)



In case of emergency :

06 68 01 82 68

07 56 36 27 75